



PACIFIC
MERCANTILE
BANCORP

May 2018

INVESTOR PRESENTATION

FORWARD LOOKING STATEMENTS

This presentation contains statements regarding our expectations, beliefs and views about our future financial performance and our business, trends and expectations regarding the markets in which we operate, and our future plans. Those statements constitute “forward-looking statements” within the meaning of Section 27A of the Securities Act of 1933, as amended, and Section 21E of the Securities Exchange Act of 1934, as amended, can be identified by the fact that they do not relate strictly to historical or current facts. Often, they include words such as “believe,” “expect,” “anticipate,” “intend,” “plan,” “estimate,” “project,” or words of similar meaning, or future or conditional verbs such as “will,” “would,” “should,” “could,” or “may”. Forward-looking statements are based on current information available to us and our assumptions about future events over which we do not have control. Moreover, our business and our markets are subject to a number of risks and uncertainties which could cause our actual financial performance in the future, and the future performance of our markets (which can affect both our financial performance and the market prices of our shares), to differ, possibly materially, from our expectations as set forth in the forward-looking statements contained in this presentation. In addition to the risk of incurring loan losses, which is an inherent risk of the banking business, these risks and uncertainties include, but are not limited to, the following: the risk that the economic recovery in the United States, which is still relatively fragile, will be adversely affected by domestic or international economic conditions, which could cause us to incur additional loan losses and adversely affect our results of operations in the future; the risk that our results of operations in the future will continue to be adversely affected by our exit from the wholesale residential mortgage lending business and the risk that our commercial banking business will not generate the additional revenues needed to fully offset the decline in our mortgage banking revenues within the next two to three years; the risk that our interest margins and, therefore, our net interest income will be adversely affected by changes in prevailing interest rates; the risk that we will not succeed in further reducing our remaining nonperforming assets, in which event we would face the prospect of further loan charge-offs and write-downs of other real estate owned and would continue to incur expenses associated with the management and disposition of those assets; the risk that we will not be able to manage our interest rate risks effectively, in which event our operating results could be harmed; the prospect that government regulation of banking and other financial services organizations will increase, causing our costs of doing business to increase and restricting our ability to take advantage of business and growth opportunities. Additional information regarding these and other risks and uncertainties to which our business is subject are contained in our Annual Report on Form 10-K for the year ended December 31, 2017 which is on file with the SEC as well as subsequent Quarterly Reports on Form 10-Q that we file with the SEC. Due to these and other risks and uncertainties to which our business is subject, you are cautioned not to place undue reliance on the forward-looking statements contained in this news release, which speak only as of its date, or to make predictions about our future financial performance based solely on our historical financial performance. We disclaim any obligation to update or revise any of the forward-looking statements as a result of new information, future events or otherwise, except as may be required by law.



CORPORATE OVERVIEW

PACIFIC MERCANTILE BANK IS A
FULL SERVICE BUSINESS BANK
SERVING SOUTHERN CALIFORNIA

- Bank founded in 1999
- \$1.3 billion in total assets
- 7 locations in Southern California
- Focused on serving small- and middle-market businesses
- 32% owned by Carpenter Community BancFund



CORPORATE HEADQUARTERS
COSTA MESA, CALIFORNIA



PACIFIC
MERCANTILE
BANCORP

OFFICE LOCATIONS



NEWPORT BEACH

CENTURY CITY

IRVINE SPECTRUM

COSTA MESA

LA HABRA

ONTARIO

SAN DIEGO



PACIFIC
MERCANTILE
BANCORP

MARKET POSITIONING

Differentiating Strategy to Target Business Clients

"We Help Companies Succeed"

Small- to Medium-Sized Businesses

- Need for financial guidance
- Limited internal financial sophistication
- Limited outside advisory support



Horizon Analytics

- Financial analysis
- Business planning
- Modeling and forecasting
- Balance sheet management



Service/Products

- Customized Commercial Loans
- Asset Based Lending
- Owner Occupied RE
- Treasury Management
- Value driven pricing

Approximately 70% of new relationships being brought into the Bank are C&I operating companies



IMPROVING PROFITABILITY

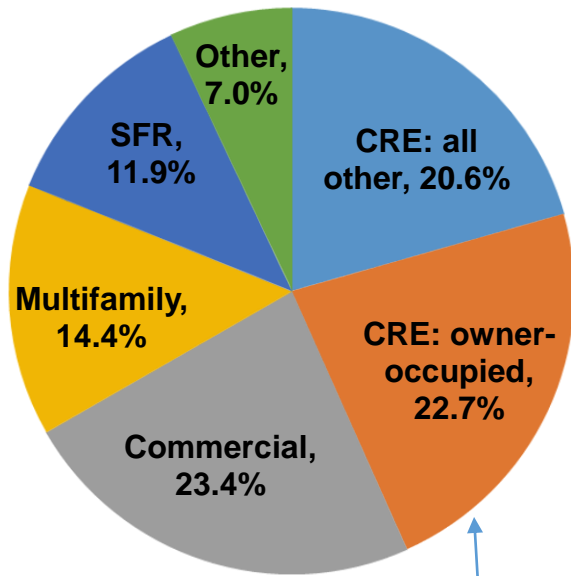
Catalysts driving improved profitability

- Higher average loan balances
- Expanding net interest margin
- Higher non-interest income
- Stable expense levels
- Improving credit quality



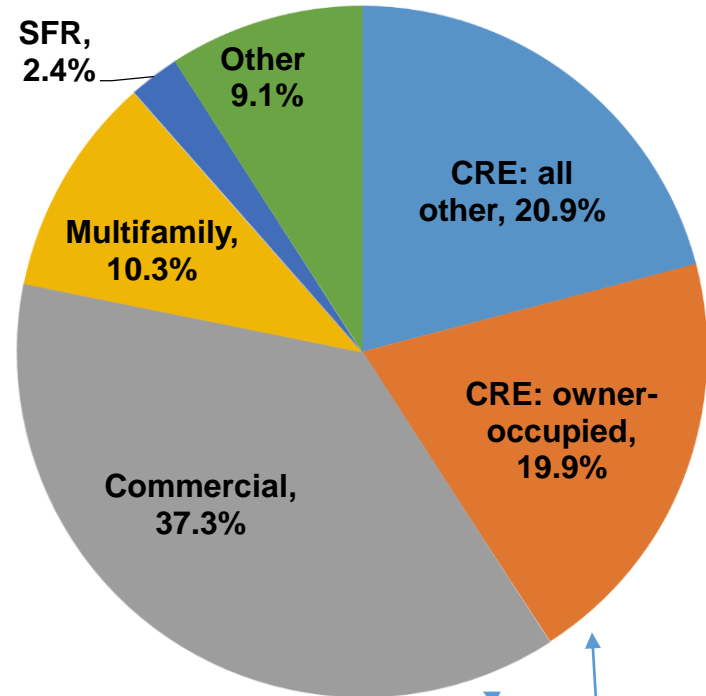
LOAN PORTFOLIO FOCUS ON RELATIONSHIP LENDING

\$ 731 Million as of
December 31, 2012



46.1% Relationship Loans

\$ 1.06 Billion as of
March 31, 2018



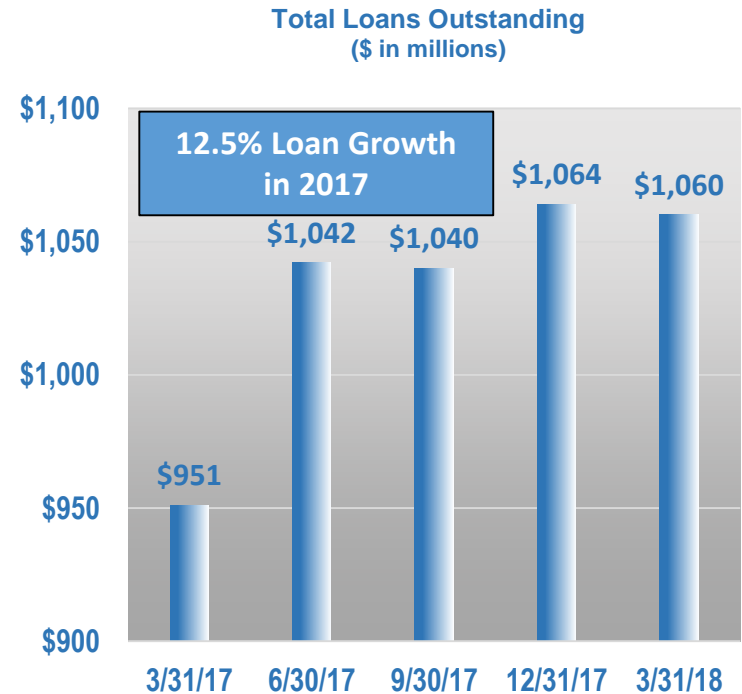
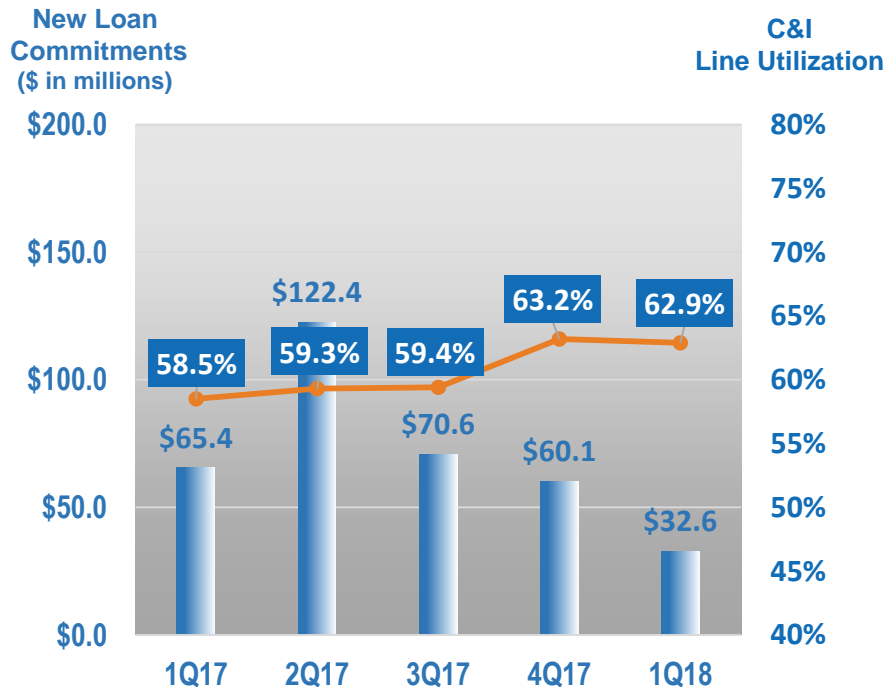
57.2% Relationship Loans



PACIFIC
MERCANTILE
BANCORP

LOAN PRODUCTION TRENDS

- Branch repositioning strategy has put more of the staff in business development roles
- Better sales execution and leveraging the competitive advantages of Horizon Analytics
- Seasonally soft loan demand impacted new loan commitments in 1Q18



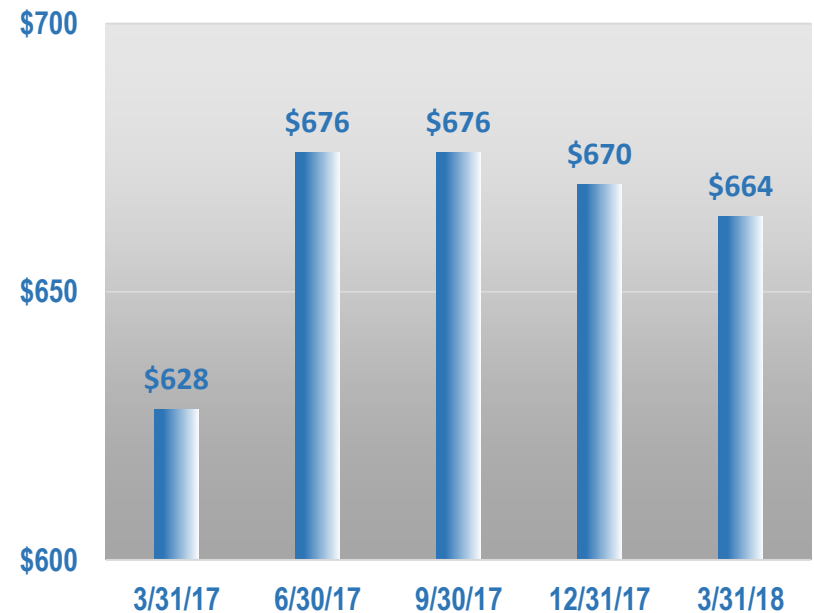
C&I Driving Loan Growth

- Focus on operating companies driving strong growth in C&I loan portfolio
- Intentional run-off of CRE loans impacting total loan growth

Total C&I Loans Outstanding
(\$ in millions)

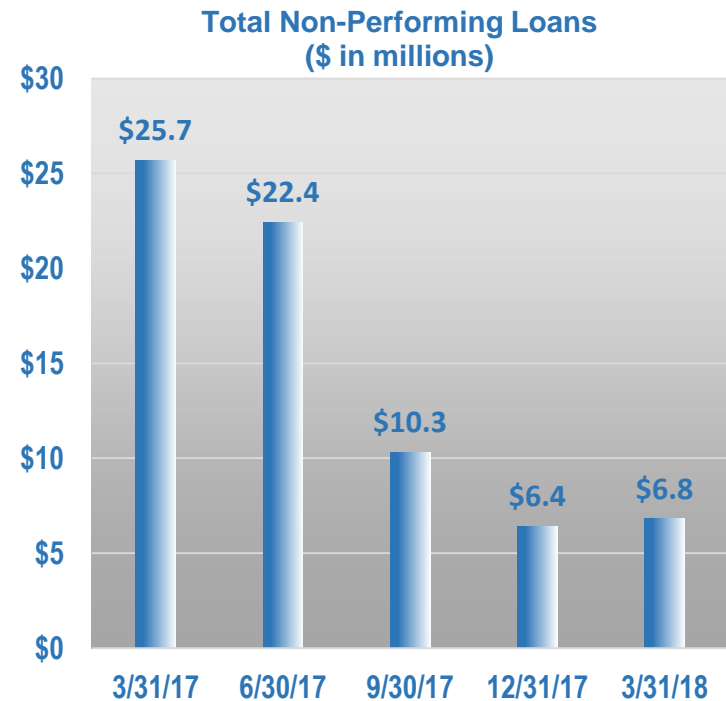
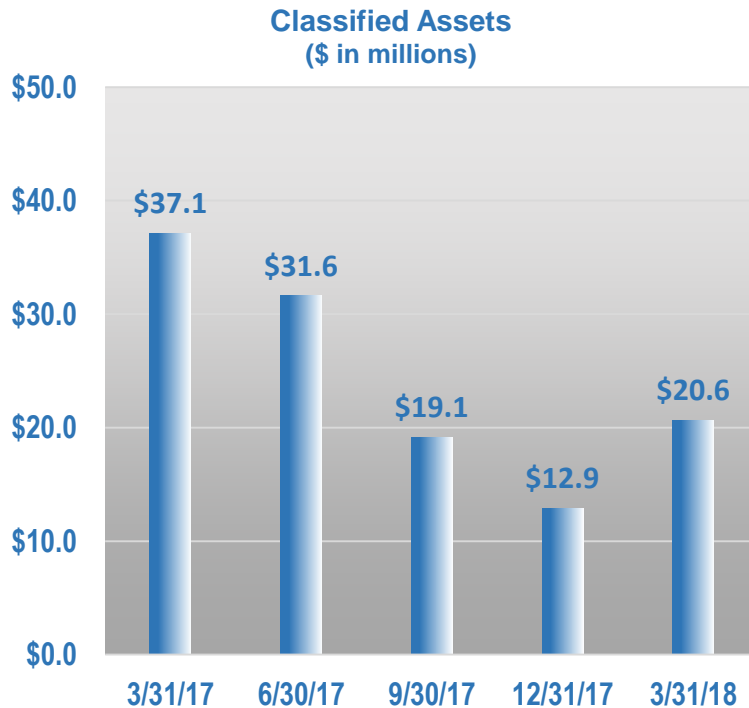


All Other Loans Outstanding
(\$ in millions)



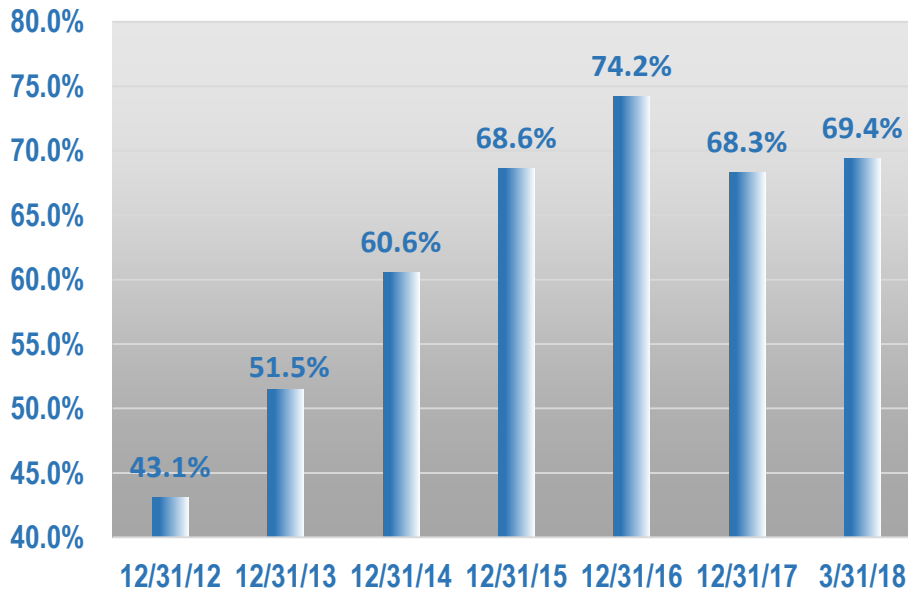
ASSET QUALITY

- Complete overhaul of credit administration in the first half of 2016
- New CCO implemented improved loan monitoring and underwriting standards
- Comprehensive credit review resulted in significant credit downgrades in 3Q16
- Substantial reduction in problem assets throughout 2017

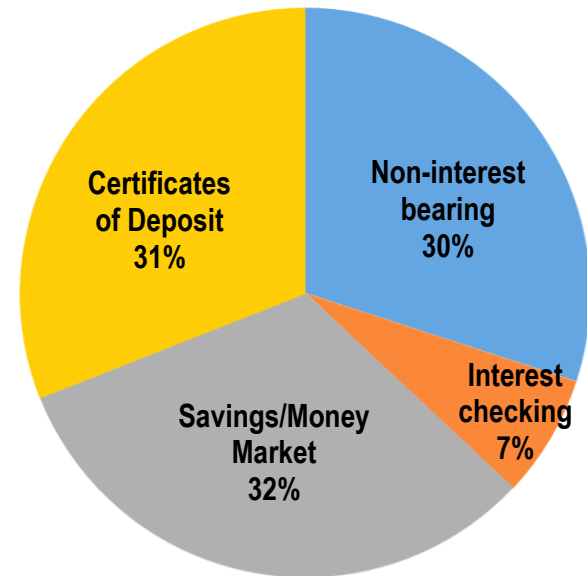


DEPOSIT COMPOSITION FOCUSED ON CORE DEPOSITS

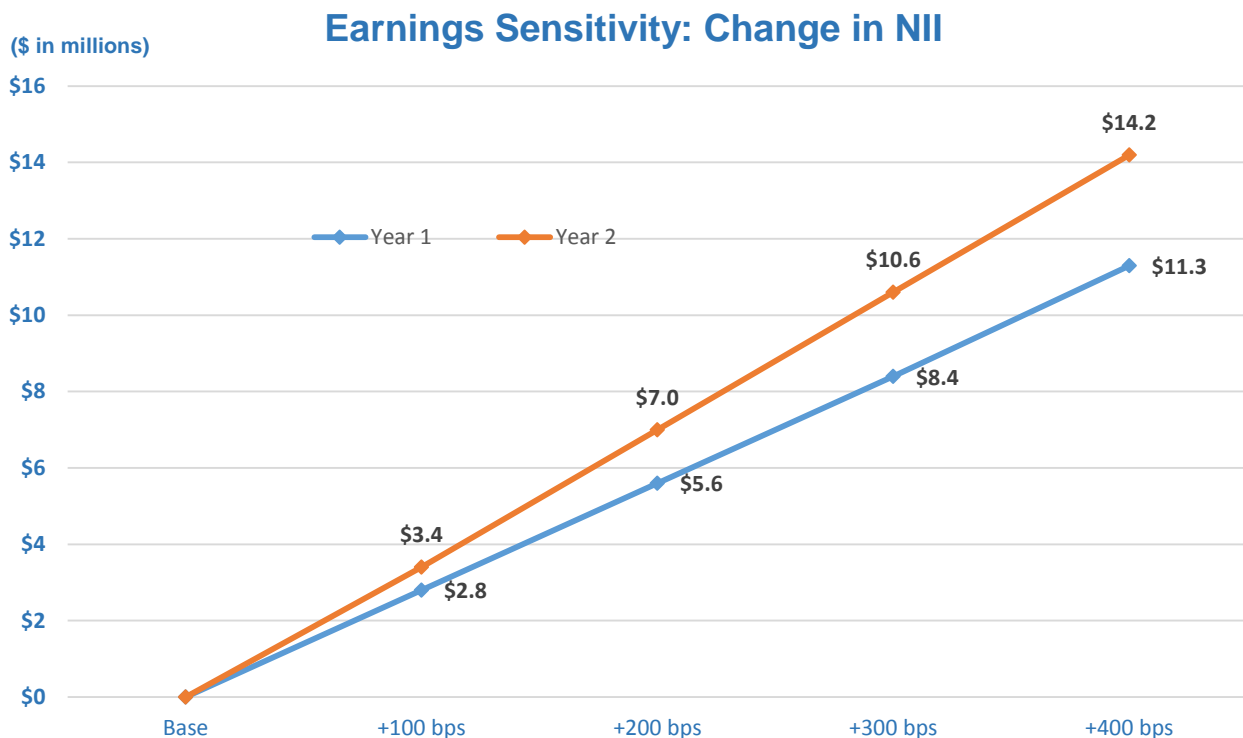
Core Deposits as a Percentage of Total Deposits



\$1.14 Billion as of March 31, 2018



WELL POSITIONED FOR HIGHER INTEREST RATES



- Fed looking to raise rates by 50-100 basis points in 2018
- Conservative asset sensitive position reflects loan portfolio consisting of short duration C&I and RE loans
- High proportion of DDA and core deposit funding



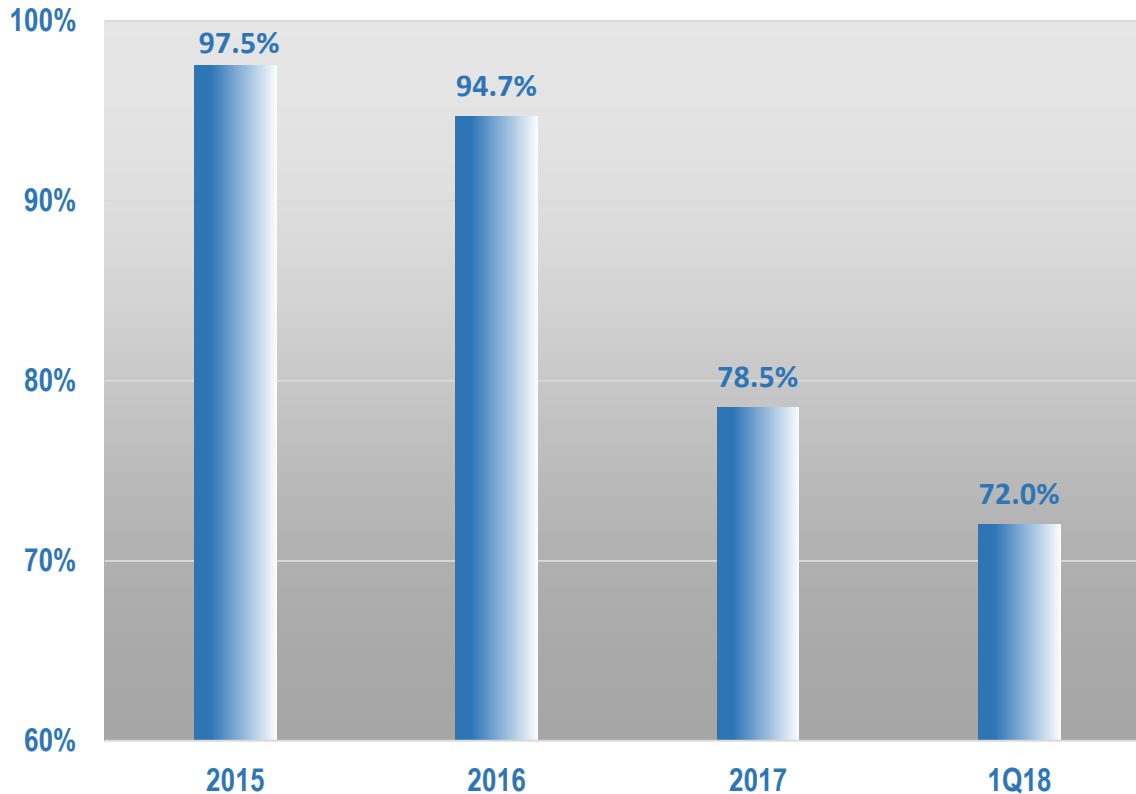
WELL POSITIONED FOR HIGHER INTEREST RATES

	Balance Sheet Highlights (\$ in 000s)		Yield/Cost		Duration	
	<u>3/31/18</u>	<u>3/31/17</u>	<u>3/31/18</u>	<u>3/31/17</u>	<u>3/31/18</u>	<u>3/31/17</u>
Total Investments	\$211,876	\$177,375	1.71%	0.41%	0.4	0.8
Gross Loans	\$1,061,960	\$935,158	5.03%	4.53%	2.1	1.8
Total Earning Assets	<u>\$1,273,836</u>	<u>\$1,112,533</u>	<u>4.48%</u>	<u>3.78%</u>	<u>1.8</u>	<u>1.6</u>
Non Maturity Deposits	\$779,256	\$746,786	0.60%	0.34%	4.5	4.5
Time Deposits	\$341,352	\$258,261	1.62%	1.12%	0.9	0.7
Borrowings	\$40,000	-	1.74%	0.00%	0.4	-
Total Deposits & Borrowings	<u>\$1,160,608</u>	<u>\$1,005,047</u>	<u>0.93%</u>	<u>0.54%</u>	<u>3.2</u>	<u>3.5</u>



Improving Operating Leverage

Efficiency Ratio

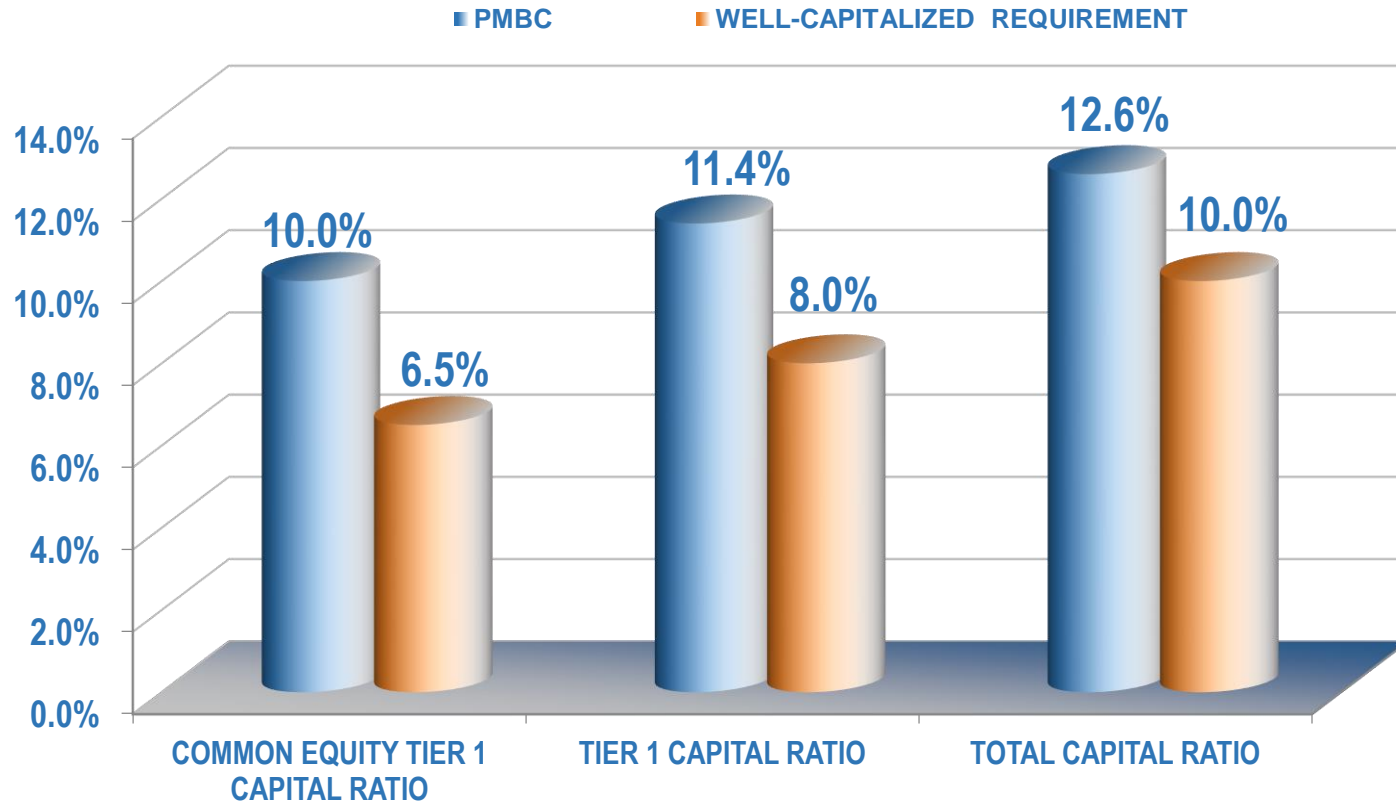


1Q18 vs. 1Q17

- Revenue up 19.9%
- Non-interest expense up 3.5%



STRONG CAPITAL POSITION



As of March 31, 2018

OUTLOOK

Continued strong commercial loan growth

- Runoff from non-core loan portfolios will impact total loan growth

Enhancing focus on core deposit gathering

- Targeting improvement in deposit mix and reduced cost of funds

Increasing net interest margin

- Well positioned to benefit from rising interest rates

Higher non-interest income

- New business clients using more treasury management products

Modest expense growth

- Continued improvement in efficiency ratio

Stable credit quality with manageable credit costs

Leading to steady increase in profitability





PACIFIC
MERCANTILE
BANCORP

Investor Relations:
Curt Christiansen
(714) 438-2531

Curt.christiansen@pmbank.com